

Johnstown Primary School

Home Learning Programme

Year- Reception

This home learning programme has been designed for weeks 5 & 6. It focuses on Literacy, Numeracy and Cross curricular skills. Work can be recorded on paper or on J2E.

Week 5

Cross-curricular

Design Challenge - HWB Heroes

At Johnstown Primary School we always try our best to be kind, caring and treat others the way we would like to be treated. At the moment, life is a rather different for us all. The Coronavirus (Covid-19) outbreak has meant that we are all unable to see our friends and some family members as we would normally. For some people, these might be particularly difficult times as they cannot have visits from family and friends and may not have the digital skills or facilities to keep in touch with people through social media or video calls etc and so may be feeling very lonely. Without visitors many people are missing out on chatting and laughing with family and friends.

This is an opportunity for you to become Hwb Heroes by creating messages to share with older and more vulnerable people across Wales. We would like you to use your creative skills and send us your original artwork.

This could be:

- drawings
- poems
- stories
- messages
- songs
- dances
- animations
- or an idea of your very own.

Once you have filled in the entry form and submitted your creative project, it will be published on <https://hwb.gov.wales/hwbheroes#welcome> so that everyone can see all the messages of hope, love and support and importantly, show older and vulnerable people just how much we care at Johnstown School

Please make sure that you only upload messages that you have made yourself and not copied from anyone else. All Hwb Heroes must have permission from a parent or carer or other responsible adult to upload their message for everyone to see it online.

<https://youtu.be/qpW-TNbGDGQ> Video explaining Hwb Heroes

<https://hwb.gov.wales/hwbheroes#welcome> - Link to page where other messages can be viewed and the entry form can be found.

Week 6**Cross-curricular*****Maths Challenge:***






Make your own board game that develops key Maths and Literacy skills based on a theme of your choice. The game could be based on traditional board games you already play, e.g. Monopoly, or you could design a Top Trumps style game, etc. Remember to make your rules clear and your game enjoyable to play. When you have completed your game you can then try it out with your family! The game could be made using card/paper or a 3D model - take a picture or video and upload it for your teacher to see! Play it when you come back to school with your friends!










Dosbarth: Reception Enfys a Seren

Language Programme

Year: Reception

Please find a suggested home learning programme for weeks 5 & 6. Recording of learning can be completed on paper or JIT 5 on J2E. Some activities are practical so you may want to take a photograph. Have Fun!

| | | |
|---|---|--|
| <p>Monday</p> | <p>Language - <i>Fantastic Journeys</i> - draw a picture of a favourite journey that you have been on. Write about this journey on paper or on JIT 5 (on J2E)</p> <p>Maths - Sort vehicles into different categories. For example, vehicles that move on 'land' and vehicles that move in the 'air/water'.</p> <p>Creative - Create a simple map of your favourite journey, drawing at least 5 things that you passed on the way.</p> | <p>Daily Do's Bore Da song</p>  |
| <p>Tuesday</p>  | <p>Language -View/Listen to the story of <i>Mr Gumpy's Outing</i> by John Birmingham. Now retell the story in the correct sequence.</p> <p>Maths - <i>Water, Water ...</i> Set up a water tray with coloured water (optional), different sized bottles and cups. Explore. Which one holds the most/least water? Estimate- How many cups will fill each bottle?</p> <p>Creative - make a song to the tune of 'Old MacDonald' changing the words to 'Mr Gumpy had a boat. And on his boat, he had a rabbit ...with a hop, hop here, and so on.</p> |  <p>Cbeebies Watch and Sing - Alphabet song</p> |
| <p>Wednesday</p>  | <p>Language -Play 'I spy' game using different transport pictures. For example, 'I spy something that has handlebars.'</p> <p>Maths - Write different maths stories from the story. Use the 'Tywod' activity to reinforce counting in Welsh - https://resources.hwb.wales.gov.uk/VTC/2008-09/wsl/fph_welsh_190209/tywod/index.html</p> <p>KUW - <i>Floating and Sinking</i> - In your water tray (from Mon) use a variety of objects to investigate which items 'float' or 'sink'.</p> | <p>Days of the week in English and in Welsh Dydd Sul Dydd Llun</p> |
| <p>Thursday</p>  | <p>Language - <i>Oh No! What a mess!</i> Mr Gumpy has found lots of rubbish in the river. The fish are in danger. Can you help him design a poster to stop people polluting the environment. You can use paper or Paint on JIT 5</p> <p>Maths - Make a graph on paper or complete a pictogram on JIT 5 (on J2E) of the items that you recycle in a day.</p> <p>Creative - Make your own boat. Test it out. Does it float?</p> | <p>Dydd Mawrth Dydd Mercher Dydd Iau Dydd Gwener</p> |
| <p>Friday</p> | <p>BANK HOLIDAY</p> | <p>Dydd Sadwrn Months of the year.</p> |


| | | |
|---|---|--|
| <p>Monday</p>  | <p>Language - Read/view <i>The Magic Train Ride</i> written and sung by Sally Crabtree https://www.youtube.com/watch?v=8eSxrPzoZY0 Make a list of all the things you see on the journey. Maths - How many legs can you see? Using a tally chart, mark how many legs you can see at each station. Creative - Can you create a Healthy Packed Lunch to take on the 'Magic Train Ride? What foods would you include?</p> | <p>Cbeebies - Watch and Sing</p>  |
| <p>Tuesday</p>   | <p>Language - Join in with Can Cyfri ar y bws with Cyw</p>  <p>Maths - Make a 2D shape picture of a train on its journey either on paper or on Jit 5 (on J2E) Creative - Make your own role play bus. When you are all set up why not sing 'The wheels on the bus' song.</p> | <p>Get counting with number raps.</p> |
| <p>Wednesday</p> | <p>Language - All Aboard! Can you pretend that you are buying a ticket to go on a train ride? What questions would you need to ask? Write speech bubbles. Maths - Can you pay for your train ticket using 1p, 2p, 5p and 10p? Which coins would you use to pay for a ticket costing 4p, 7p, 9, 11p? Outdoor Learning/Creative - Collect a range of natural materials to make your own fairy/elf that you met at 'Fairy Land.'</p> | <p>Learn through play with Cbeebies Number blocks</p> |
| <p>Thursday</p>   | <p>Language - Have you travelled on a steam train? Look at Bronwydd Railway station. https://gwili-railway.co.uk/plan-your-day/find-us/. Plan your day. Maths - Create a repeating pattern using the shapes on topmarks.com https://www.topmarks.co.uk/ordering-and-sequencing/shape-patterns Creative - Can you make your own train? You can use junk materials, printing with paint, drawing, it is up to you!</p> | <p>Number magic quizzes</p>  |
| <p>Friday</p> | <p>Language - Think of which station you'd like to visit the most. Can you write a post card telling your family what it is like there? What do you see/hear/touch/smell/ taste? Maths - <i>At the train station challenge.</i> Draw a train and individual passenger cards. Start with a full train. Roll your dice to take away that number of passengers. Write the maths story each time until the train is empty. Creative - Create a role play train station. Have fun!</p> | <p>Cbeebies Alpha blocks Spelling quizzes</p>  |

Please visit the following websites for extra learning materials;

<https://www.booktrust.org.uk/what-we-do/programmes-and-campaigns/poridrwystori/autumn-term-resources/the-rhyme-challenge/watch-or-listen-to-the-rhymes/>

Week 1

Monday - Sorting Vehicles



Week 1

Tuesday – Water, Water (Setting up a water tray)



Week 1

Thursday – Poster Writing



Week 1

Thursday – Make your own boat



Week 2

Monday – How many legs?

**The Magic Train Look and Learn.
Count How Many Legs you can see.**

Ticket Office

Count and draw the legs at each stop.

The Jungle

Under The Sea

Space and Aliens

Magic Wood

I saw the most legs at _____

Cake Land

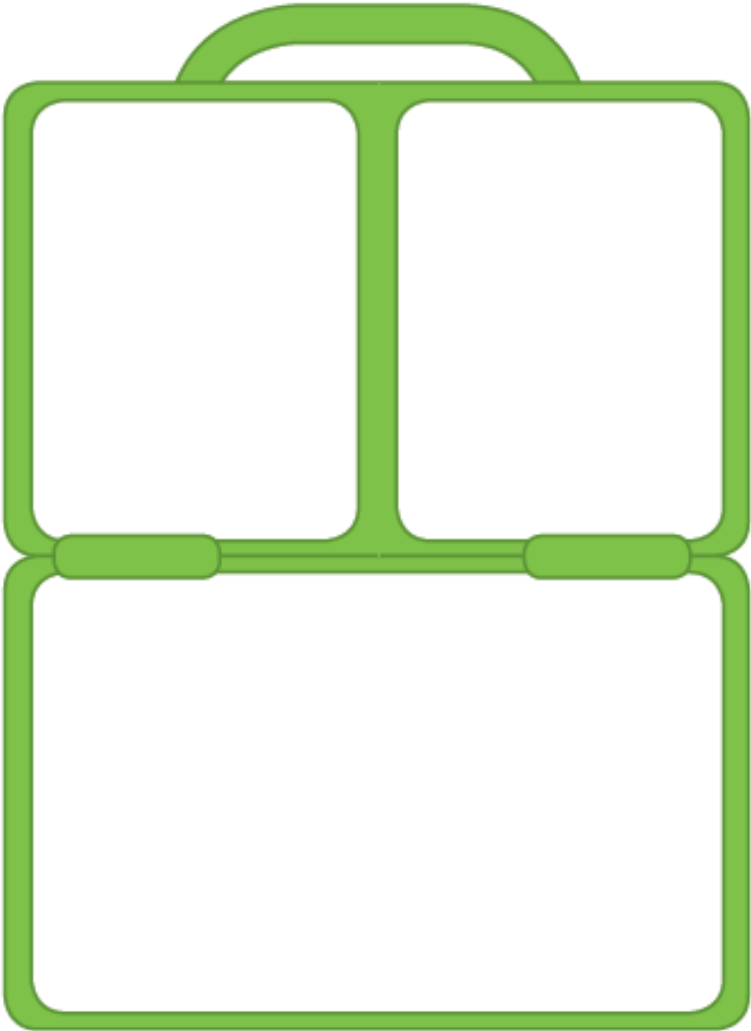
Fairy Land

I saw the least legs at _____

Magic Castle

Week 2

Monday – Create a healthy packed lunch




Week 2

Tuesday – Make a 2D shape picture of a train



Week 2

Wednesday – Speech Bubble for questions




Week 2

Wednesday - Design your own fairy or elf using natural materials



Week 2

Thursday – Make your own train





Week 2

Friday – Postcard

Postcard template with a 5p stamp and a Twinkl logo.

The postcard is divided into two sections by a vertical dashed line. The left section contains 10 horizontal lines for writing. The right section contains 5 horizontal lines for writing. A 5p stamp is located in the top right corner of the right section. The Twinkl logo is located in the bottom right corner of the right section.



5p

twinkl
visit [twinkl.com](https://www.twinkl.com)

Week 2

Friday – Role Play Train Station

