

Johnstown Primary School

Home Learning Programme

Year - Reception

Staff have designed this learning programme to guide parents with activities that will assist with maintaining pupils' Literacy, Numeracy and Cross-curricular skills. The programme provides **suggested** daily and weekly tasks by the class teacher. While the use of the internet is beneficial for the activities, the programme is also designed for those families with limited access. We encourage parents to spend approximately 2 hours per day with their child/ren on these activities. This will ensure that quality time is spent on the activities and therefore a deeper understanding of the skills developed. Work that is completed can be shared with the class on return to school.

These are ideas for all children to take part in. Please find attached year group specific pack for your child.



Week 11	
Cross-curricular	Sports Day Saturday 20th to Friday 26 th June is National School Sport at Home Week 2020. Unfortunately, we will not be able to have a school sports day this year. However, you could create your own one at home and get you families to participate in it. You could design the events yourself or use well-known events like the egg and spoon race, three-legged race, sack race, etc. in your sports day. Remember to record your experiences. You could write a newspaper article about it or simply take photos and record videos of the events. Please upload your work to j2e so that your teacher can share in your wonderful experiences. If you want some other suggestions for sporting activities you could do this week, then follow this link: https://www.j2e.com/johnstown-primary-school/Mr+Welch/YSTNSSWActivities.pdf/ The link has also been shared with you via j2e.
Week 12	
Cross-curricular	Design Challenge: Paper Roller-Coasters Watch the following video (a link can also be found in j2e). https://www.sciencebuddies.org/stem-activities/paper-roller-coaster#summary Can you design and create your own paper (or cardboard) rollercoaster? You don't have to use the templates provided – you could use toilet rolls, kitchen rolls or any other kind of tubes you can find – you could even use disused cardboard to create your own tubes and tunnels. Upload your design to j2e. Then, you could film/photograph your results and upload them to your Hwb account. How far can you make your marble travel? If you enjoy this task, look at some of the other fun and exciting STEM activities on the link above and have a go at them. Remember to record your results and share them on j2e.




Dosbarth: Reception Enfys a Seren

Language Programme

Year: Reception

Please find a suggested home learning programme for weeks 11 & 12. Recording of learning can be completed on paper or JIT 5 on J2E. Some activities are practical so you may want to take a photograph. Have Fun!

Monday 22nd June	<p>Language - Listen to the story of 'Winnie's New Computer'. Talk about the story with a grown up. What happened at the beginning, middle and end of the story? What was your favourite part? Who is your favourite character? Why?</p> <p>Maths - Winnie waved her wand 7 times to perform one of her spells. Can you magic up some maths stories of the number 7? For example, $4 + 3 = 7$, $10 - 3 = 7$ etc.</p> <p>Physical Development - Try out some simple yoga moves with <i>Parsnip the Cat</i> by visiting https://www.youtube.com/watch?v=syIwnkfyk2w</p>	Daily Do's Bore Da song 
Tuesday 23rd June	<p>Language - Winnie found some funny jokes when she visited www.funnywitches.com on her new computer. See resource below for a variety of jokes. Can you think of any jokes? Write them down on paper or type them on J2E (on Jit 5).</p> <p>Maths - Last week, you 'doubled' things. This week, can you find 'half' of lots of different things, quantities and collections? Draw pictures, take photographs, or write it down.</p> <p>Creative - On no! Winnie has broken her magic wand. Can you draw her a new one? Then colour in the picture. See resource below.</p>	Number of the week 20 Count forwards to 20, backwards from 20. Count in different steps, for example, in 2's, 5's, 10's.
Wednesday 24th June	<p>Language - Make a list of items that need 'plugging in' in your house. Use the word mat to help you make your list.</p> <p>Maths - <i>Two Halves</i>. Find halves of 2d shapes by drawing lines or folding paper. See resource below.</p> <p>Creative - Wilbur was confused about the computer mouse. It didn't look or act like a mouse. Create a mouse friend for Wilbur to play with. See some ideas below.</p>	Count in even numbers. Count in odd numbers.
Thursday 25th June	<p>Language - Welsh Mae Bing a Swla'n peintio yn yr ardd. Mae Bing yn taro'r bwced ddwr ar ddamwain, ac yn torri'r tap hefyd! Bing & Sula are painting in the garden but all kinds of accidents happen! https://www.bbc.co.uk/iplayer/episode/p0855ygs/bing-cyfres-2-peipen-ddwr Do you remember the Welsh words for each colour?</p> <p>Maths - Sort some items in your house into colour groups. Make a chart/graph of how many items of each colour you found. You could make a graph on paper or on 'chart' on Jit5 on J2E. Use your Welsh colour cards. Count the items in Welsh.</p> <p>Creative - <i>All mixed up!</i> Have a go at mixing some of the colours Bing tried. Can you remember how to make green? orange? What or who will you paint today? Hopefully, with no accidents. Remember to clean up after you.</p>	
Friday 26th June	<p>Language - Make a safety poster showing how to stay safe using electricity, for example, <i>Don't pull wires</i>.</p>	Sut wyt ti? song

	<p>Maths – Mawr a Bach. Can you find a selection of different items and sort them into two categories, Mawr (Big) a Bach (Small). Which category had the most/least items?</p>	<p>Da iawn, diolch. Bendigedig! Wedi blino Dw i'n hapus Cbeebies – Watch and Sing</p>  <p>Get counting with number raps. Learn through play with Cbeebies Number blocks</p>  <p>Number magic quizzes Cbeebies Alpha blocks Spelling quizzes</p> 
Monday 29 th June	<p>Language – Listen to the story <i>Happy Birthday Winnie</i> by visiting https://www.oxfordowl.co.uk/api/digital_books/2103.html. Do you remember your last birthday? Perhaps you have had a 'Lockdown' birthday this year! Did you have a garden party like Winnie? Draw a picture of you on your birthday and write about it. Remember to use sentence rules, such as, capital letters, finger spaces and a full stop at the end.</p> <p>Maths – Months of the year. Recite the months of the year. What month is your birthday in? How many days are in that month? Can you read them all? Name the month before/after? What is your birthday date?</p> <p>Creative – Play some party games, for example, musical statues, pass the parcel.</p>	
Tuesday 30 th June	<p>Language – Design a party invitation. Use the format below to help you.</p> <p>Maths – Candles on a cake. Start with 10 candles. Winnie blows out 2 candles. How many are left? Can you make up your own subtraction Maths Stories using the candles.</p> <p>Creative – What a lot of cake! Ask everyone in your family what their favourite cake is. Now draw your biggest birthday cake by drawing everyone's cake like building a tower, making your favourite cake the one on the top. Don't forget the candles.</p>	
Wednesday 1 st July	<p>Language – Use the 'Mat Ffrwythau' to practice saying the Welsh fruits for Winnie's party. Which fruits do you like? Use the pattern Dw I'n hoffi.....E.g. Dw i'n hoffi mefus - I like strawberries.</p> <p>Maths – Winnie's present – Can you find a selection of different sized empty boxes. Can you predict how much wrapping paper you will need to wrap the different presents? Will there be enough wrapping paper? How do you know? How do we know where to put the box on the paper to wrap it?</p> <p>Outdoor Learning/Creative – Can you make Winnie her own special perfume as a birthday gift? Use your sense of smell to find different scents outside. Put the different ingredients into a pot, add a little bit of water and mix. What does your perfume smell like? Can you record the ingredients and include instructions how you made your perfume.</p>	
Thursday 2 nd July	<p>Language – Make a wish! When Winnie blew out her birthday candles, she made a wish. If you had one wish, what would it be? Record your wish either on JiT Write or on paper.</p> <p>Maths – Winnie's party starts at 12 o'clock. Can you make your own clock by cutting and sticking the numbers onto the clock face. With a grown up, can you add the clock's hands? Can you turn the clock hands so that it shows 12 o' clock.</p>	
Friday 3 rd July	<p>Language – Join the <i>Summer Reading Challenge</i> by visiting silysquad.org.uk. Ask a grown up in your family if you can become part of this exciting reading challenge. You can create your own profile and then set your own challenge to read any amount of books or anything that makes you happy - whether it be comics, joke books, poetry, fiction or non-fiction; in digital or print format; from e-book lending through the public library service or from what you already have at home.</p>	

	<p>Write a book review today of either '<i>Winnie's New Computer</i>' or '<i>Happy Birthday Winnie</i>'</p> <p>For further information, including how to join on line and receive a membership number, visit https://readingagency.org.uk/resources/4427/</p> <p>Maths - Play o'clock bingo. When your grown up says an 'o'clock' time that matches the time on your board, cross it out. When you have crossed out all of the clocks, shout BINGO!</p>	
--	---	--

Please visit the following websites for extra learning materials: <https://www.booktrust.org.uk/what-we-do/programmes-and-campaigns/poridrwystori/autumn-term-resources/the-rhyme-challenge/watch-or-listen-to-the-rhymes/>

Week 1 -Tuesday 23rd June

Language -Winnie's Jokes




Witch joke of the day

Whats the problem with twin witches?

You never know witch is which!

Week 1 – Tuesday 23rd June

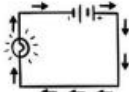



















Creative – Winnie’s wand colouring in picture




Week 1 – Wednesday 24th June

Language – Word mat of electrical items.

Electricity


 circuit	 iron	 television	 socket	 kettle
 radio	 toaster	 fan heater	 lamp	 batteries
 plug	 speaker	 switch	 heater	 microwave
 wires	 pylon	 wind turbine	 power lines	 bulb

 www.twinkl.co.uk

Week 1 – Wednesday 24th June

Maths – Finding halves

Half of 6



$6 - 3 = 3$



Week 1 – Wednesday 24th June

Creative – Mouse craft



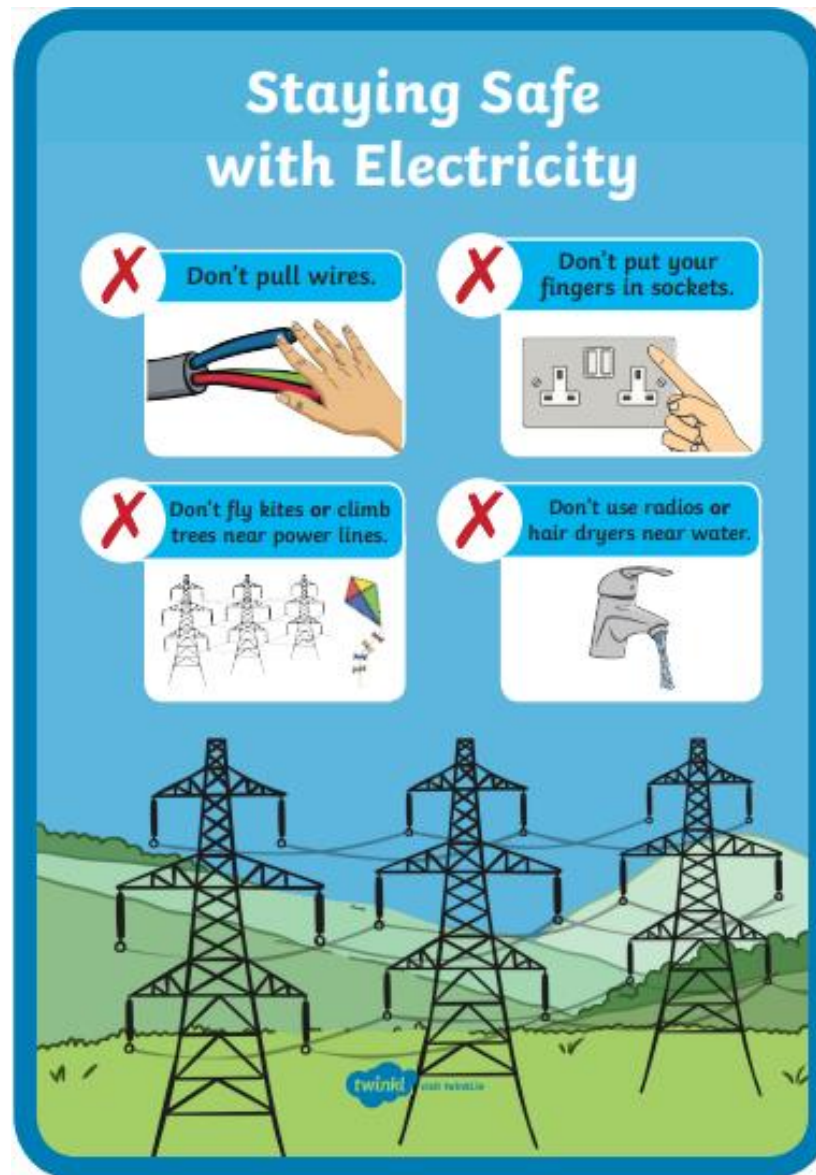
Week 1 – Thursday 25th June

Welsh activity: Welsh colour mat



Week 1 – Friday 26th June

Language – To stay safe using electricity



Week 2 – Monday 29th June

Maths – Months of the year




Week 2 – Tuesday 30th June

Language – Party Invitation



Time to Party! ★

To:

 I am having a party to celebrate:
.....

Date: Time:

Address:

I hope you can come!

From:

RSVP:

Or use the slip below.



Week 2 – Wednesday 1st July

Language – Mat Ffrwythau

Ffrwythau



afal



banana



mwyar duon



ceirios



eirín gwlanog



ffrwyth gwafa



afocado



grawnwin




lemwn



calch



mango




oren



melon



ffrwyth papaia



ffrwyth angerdd



gellyg



pîn-afal




eirín



mafon



satswma



mefus

Week 2 –Wednesday 1st July

Creative – Making a perfume



Week 2 –Thursday 2nd July

Maths – Make a clock



Clock Face Template

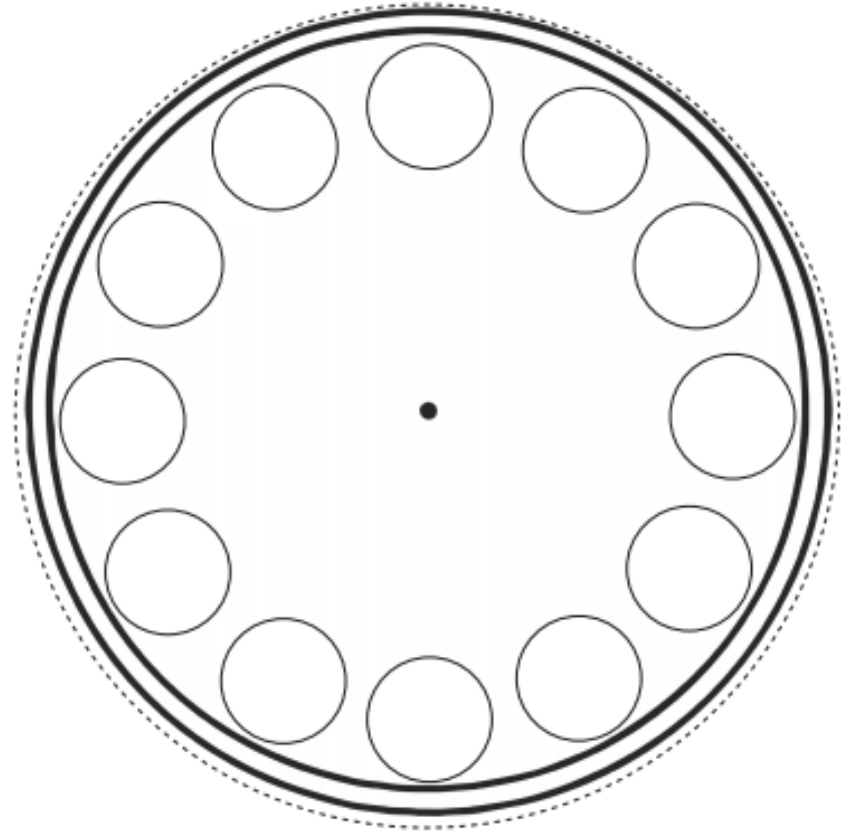
You will need:

- Scissors
- A split pin

Cut out the clock face and the clock hands.

Stick the numbers in the correct place.

Attach your clock hands with a split pin.



Week 2 – Friday 3rd July

Language – Book Review

A Book Review

Title: _____ Author: _____

Plot What happens? Did you find the plot interesting? Are there any plot twists?

Characters Who are the main characters? Who was your favourite character? Why?

Your opinion Did you like the book? What was your favourite part? Why?

Recommend Would you recommend this book to a friend? Why or why not?

Friday 3rd July

Maths – O'clock bingo



twinkl.co.uk



twinkl.co.uk



twinkl.co.uk



twinkl.co.uk



twinkl.co.uk



twinkl.co.uk